

Scaled data based on original data using
LM-79-08 Approved Method: Electrical and Photometric Measurements of Solid-
State Lighting Products

Test Report Prepared for
Cooper Lighting Solutions
(formerly Eaton)

Brand: McGRAW-EDISON

Report Number: P386860

Luminaire Tested: **GWC-SA2C-750-U-SL2-HSS**

Issue Date: 3/3/2020

Test Information

Test Method: LM-79-08
Report Number: P386860
TEST IS SCALED FROM IESNA LM-79-08 TEST DATA (G2-1903-205-21)
Test Lab: INNOVATION CENTER
Issue Date: 3/3/2020
Manufacturer: COOPER LIGHTING SOLUTIONS (FORMERLY EATON)
Product Line: MCGRAW-EDISON
Catalog Number: GWC-SA2C-750-U-SL2-HSS
Description: GALLEON WALL LUMINAIRE
(2) 70 CRI, 5000K, 1050mA LIGHTSQUARES WITH 16 LEDS EACH AND TYPE II
SPILL LIGHT ELIMINATOR OPTICS WITH HOUSE SIDE SHIELD
Light Source: -
Ballast/Driver: ELECTRONIC DRIVER

Summary

Lumens per Lamp: N/A
Luminaire Lumens: 12226 lumens
Efficiency: N/A
Efficacy: 108.2 lumens/watt
Luminous Opening: Rectangular (W 1' x L: 0.5' x H: 0')
IES Classification: Type III - Medium
BUG Rating: B1 - U0 - G2

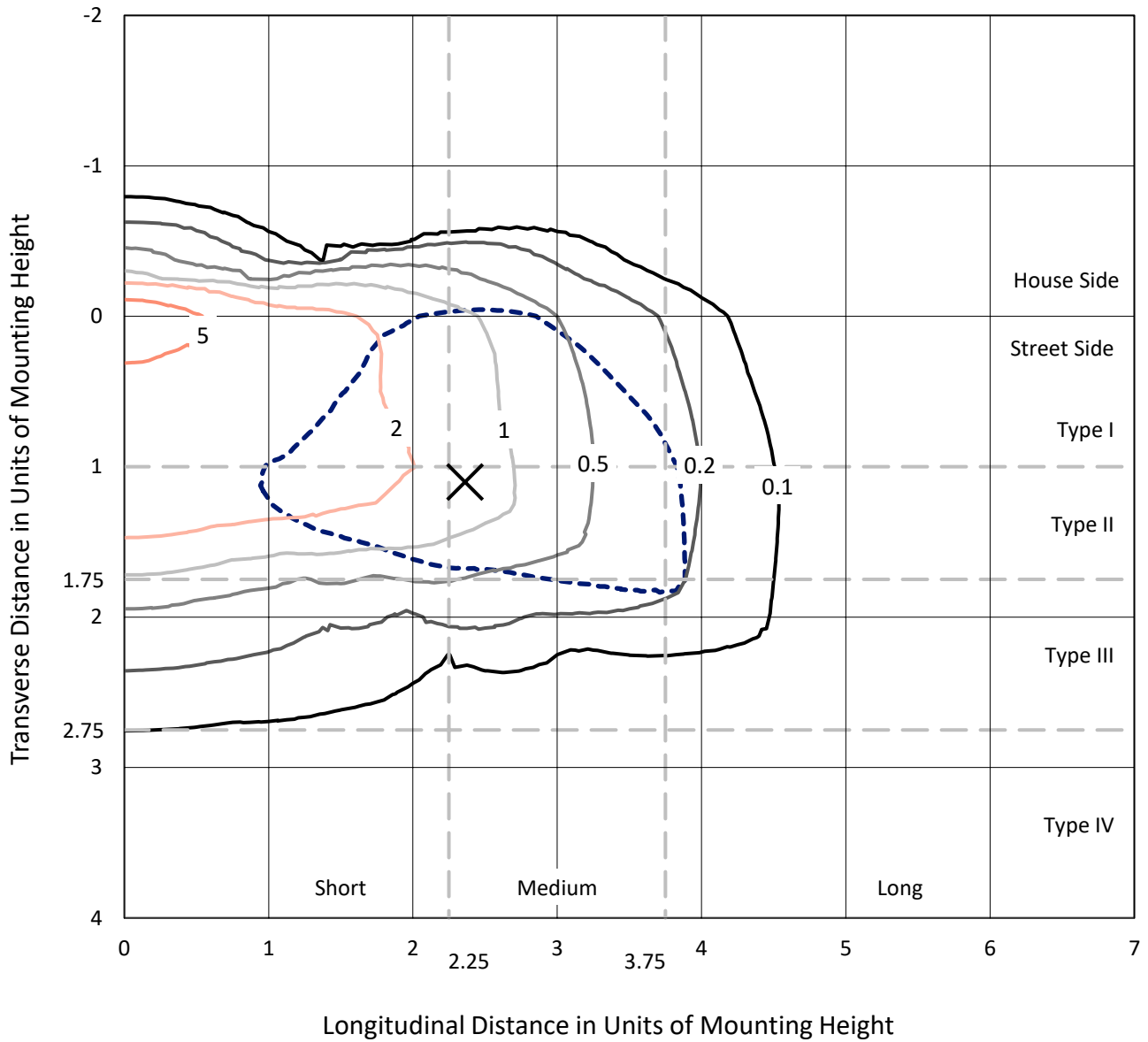
Input Watts (W): 113
Input Voltage (V): NR
Input Current (Ain): NR
Voltage Rise (V): NR
Power Factor: NR
Total Harmonic Distortion (THDi): NR
Frequency (hertz): 60
Stabilization Time: NR
Operation Time: NR
Ambient Temperature (°C): NR
Test Distance: 24 FT



REPORT NUMBER: P386860
 CATALOG NUMBER: GWC-SA2C-750-U-SL2-HSS

Iso-Footcandle Lines of Horizontal Illumination

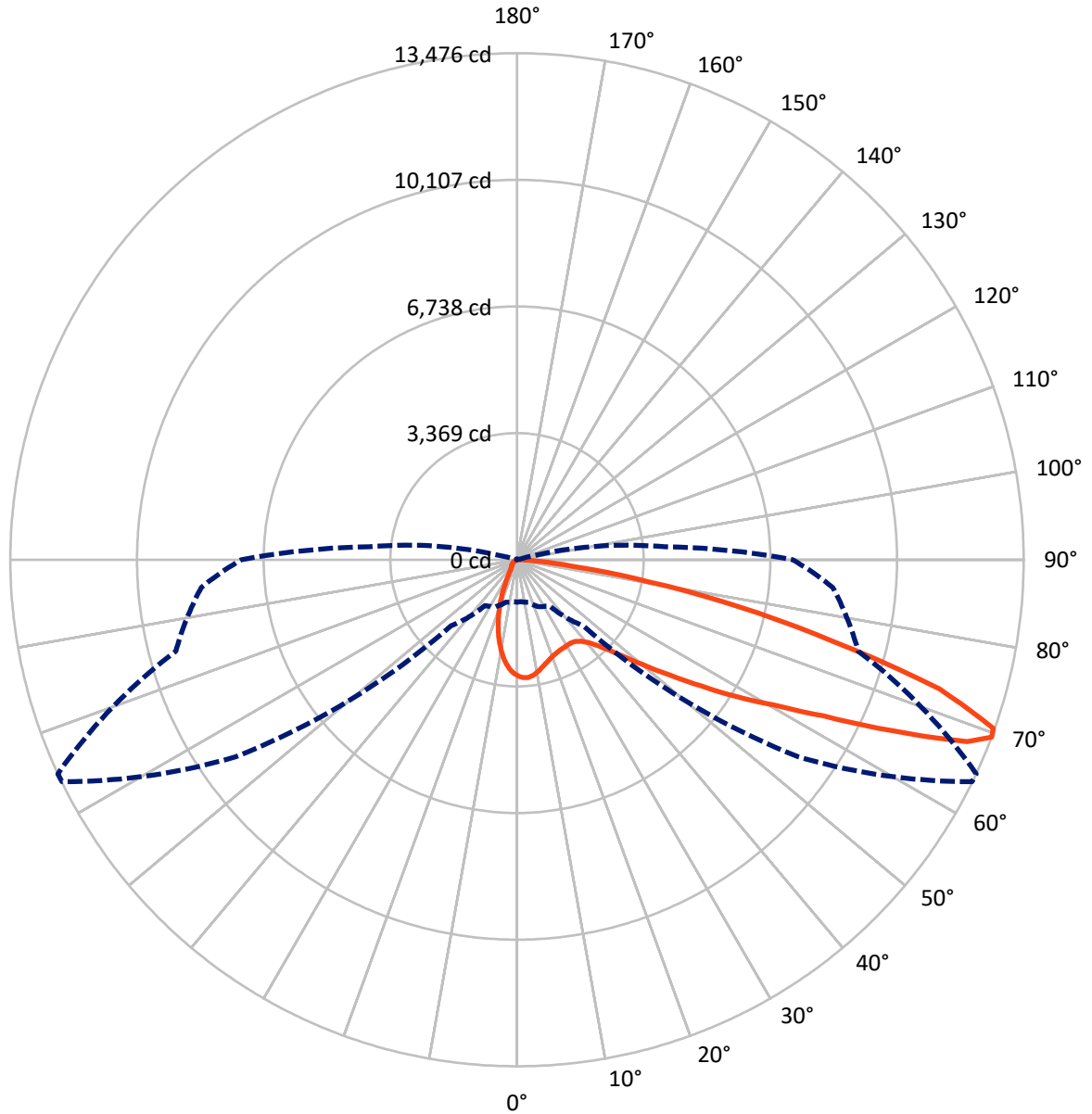
× Max cd
 - - - 1/2 Max cd



Based on 20 foot mounting height. Maximum calculated value = 7.7 fc
 Type III - Medium - N/A

REPORT NUMBER: P386860
CATALOG NUMBER: GWC-SA2C-750-U-SL2-HSS

Luminous Intensity Polar Plot



— Vertical Plane Through 65-Deg Lateral - - - Horizontal Cone Through 69-Deg Vertical

REPORT NUMBER: P386860

CATALOG NUMBER: GWC-SA2C-750-U-SL2-HSS

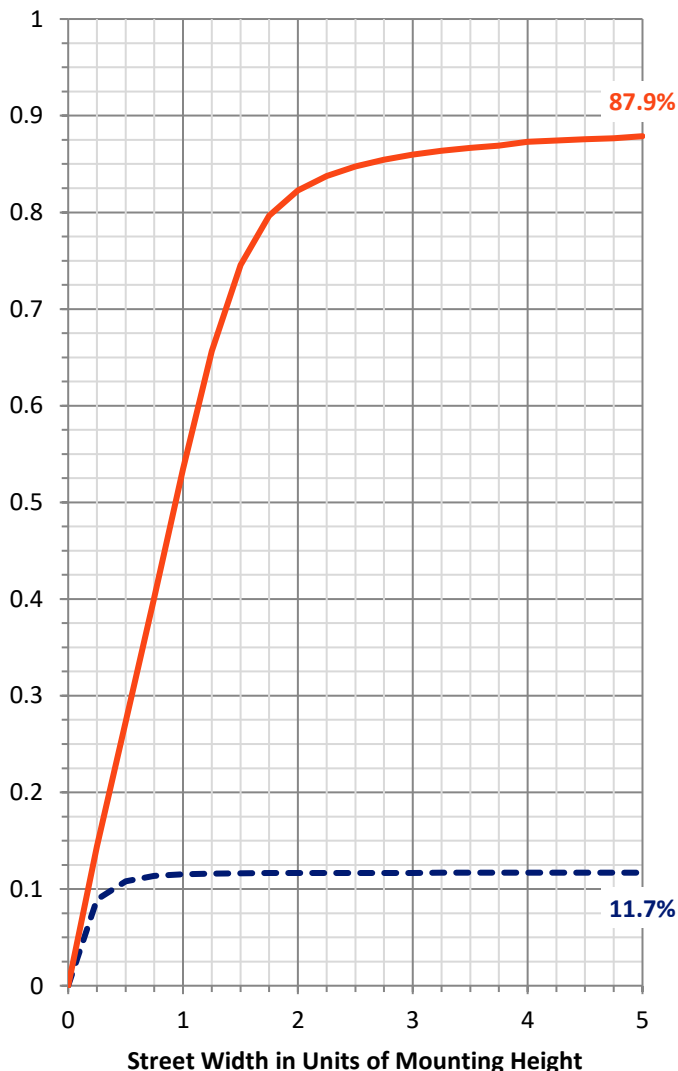
FLUX DISTRIBUTION:

		Downward	Upward	Total
House Side	Lumens	1441.2	0.0	1441.2
	% Fixture	11.8	0.0	11.8
Street Side	Lumens	10784.8	0.0	10784.8
	% Fixture	88.2	0.0	88.2
Total	Lumens	12226.0	0.0	12226.0
	% Fixture	100.0	0.0	100.0

ZONAL LUMENS:

Zone	Lumens	% Fixture
0°-10°	258.3	2.1
10°-20°	565.5	4.6
20°-30°	783.3	6.4
30°-40°	1092.2	8.9
40°-50°	1697.6	13.9
50°-60°	2725.3	22.3
60°-70°	3082.7	25.2
70°-80°	1810.5	14.8
80°-90°	210.6	1.7
90°-100°	0.0	0.0
100°-110°	0.0	0.0
110°-120°	0.0	0.0
120°-130°	0.0	0.0
130°-140°	0.0	0.0
140°-150°	0.0	0.0
150°-160°	0.0	0.0
160°-170°	0.0	0.0
170°-180°	0.0	0.0
0°-90°	12226.0	100.0
0°-180°	12226.0	100.0

Coefficient of Utilization



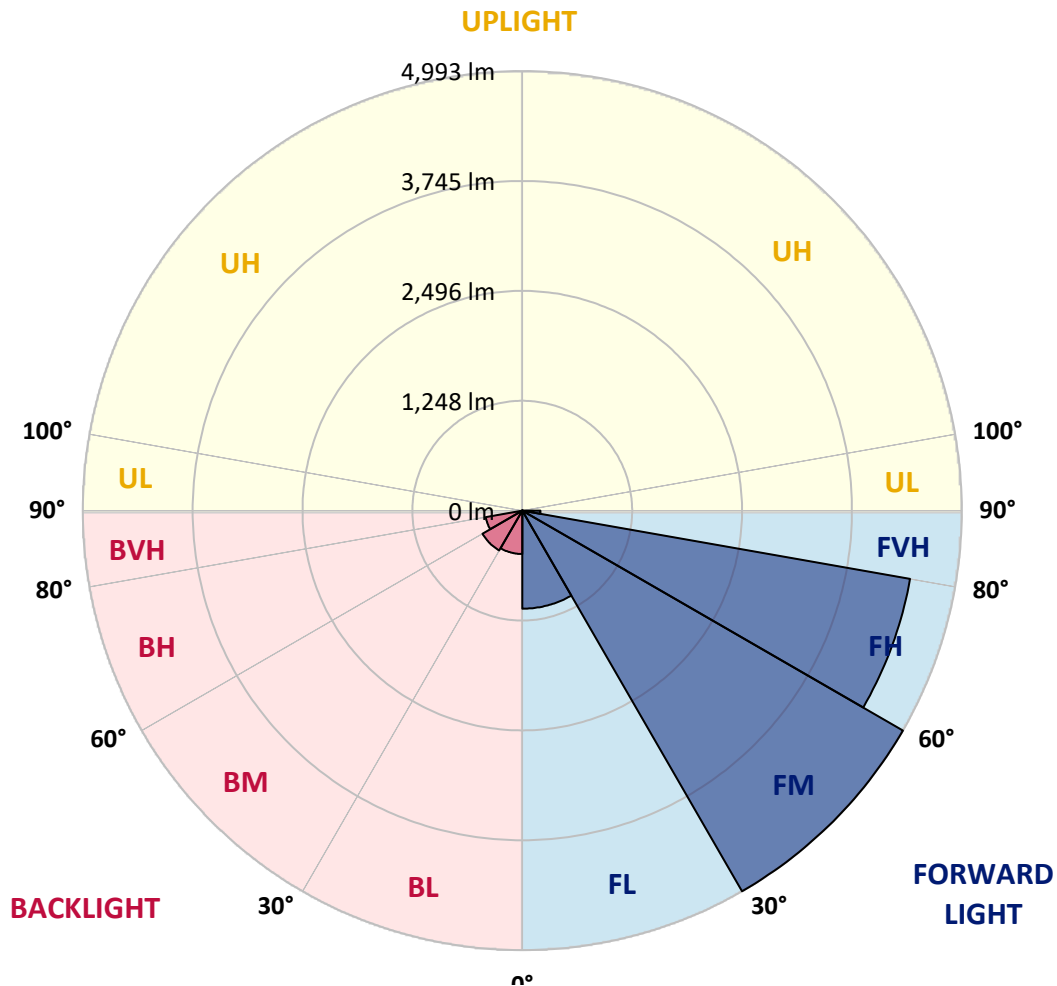
REPORT NUMBER: P386860

CATALOG NUMBER: GWC-SA2C-750-U-SL2-HSS

LUMINAIRE CLASSIFICATION SYSTEM LUMEN TABLE AND BUG RATING:

Zone	Lumens	% Fixture	Zone Rating/Lumen Limit		
			B	U	G
FL (0°-30°)	1114.1	9.1			
FM (30°-60°)	4992.7	40.8			
FH (60°-80°)	4472.2	36.6			G2/5000
FVH (80°-90°)	205.9	1.7			G2/225
BL (0°-30°)	493.1	4.0	B1/500		
BM (30°-60°)	522.2	4.3	B1/1000		
BH (60°-80°)	421.1	3.4	B1/500		G1/500
BVH (80°-90°)	4.7	0.0			G0/10
UL (90°-100°)	0.0	0.0		U0/0	
UH (100°-180°)	0.0	0.0		U0/0	

BUG Rating: B1-U0-G2
 Type III Medium





REPORT NUMBER: P386860
 CATALOG NUMBER: GWC-SA2C-750-U-SL2-HSS

CANDELA DISTRIBUTION (FULL):

	0°	5°	15°	25°	35°	45°	55°	64°	65°	75°	85°
0°	3089.5	3089.5	3089.5	3089.5	3089.5	3089.5	3089.5	3089.5	3089.5	3089.5	3089.5
2.5°	3117.0	3109.2	3115.4	3128.8	3135.6	3135.6	3140.7	3134.5	3136.6	3121.6	3099.9
5°	2921.9	2910.0	2927.1	2964.9	3011.4	3051.2	3110.2	3141.3	3144.4	3144.9	3119.5
7.5°	2711.9	2701.0	2726.4	2770.9	2830.9	2904.8	3007.8	3097.8	3103.0	3151.6	3133.0
10°	2541.2	2533.4	2562.9	2610.5	2680.8	2763.6	2889.8	3015.0	3030.0	3137.6	3130.9
12.5°	2405.6	2399.4	2427.3	2482.2	2554.1	2645.7	2777.6	2922.9	2943.1	3106.1	3120.6
15°	2306.8	2305.8	2329.0	2381.8	2461.5	2546.8	2681.9	2837.6	2860.9	3071.9	3119.0
17.5°	2255.1	2256.6	2273.7	2318.7	2387.0	2471.8	2601.2	2765.7	2791.0	3041.4	3126.8
20°	2249.9	2251.4	2260.8	2286.1	2341.5	2416.5	2535.5	2705.2	2731.5	3018.7	3139.2
22.5°	2295.4	2294.4	2297.0	2294.4	2325.4	2382.3	2492.0	2658.6	2689.1	3003.7	3149.0
25°	2382.9	2381.3	2380.3	2361.1	2340.4	2371.0	2473.9	2632.2	2661.2	2992.8	3154.7
27.5°	2504.4	2503.4	2501.8	2470.3	2408.2	2389.1	2476.0	2622.4	2646.7	2984.0	3153.7
30°	2664.3	2671.5	2669.5	2625.5	2528.7	2444.4	2497.7	2617.2	2638.4	2966.9	3142.8
32.5°	2852.1	2866.6	2877.9	2830.9	2709.8	2554.1	2547.9	2622.9	2638.4	2954.0	3123.2
35°	3047.1	3065.7	3107.6	3091.1	2931.7	2719.1	2634.3	2657.0	2670.0	2961.2	3113.8
37.5°	3239.0	3261.3	3352.3	3400.5	3222.5	2937.4	2768.8	2741.4	2748.1	3005.2	3124.2
40°	3462.0	3495.6	3633.8	3711.4	3569.6	3229.7	2970.0	2886.2	2888.8	3101.9	3172.3
42.5°	3754.8	3789.5	3939.0	4060.6	3960.7	3599.1	3243.2	3107.6	3105.1	3283.0	3285.6
45°	4111.8	4148.0	4302.7	4437.7	4392.7	4036.8	3592.9	3431.0	3427.9	3568.6	3500.3
47.5°	4516.3	4552.0	4690.2	4829.3	4878.0	4547.9	4038.3	3872.3	3865.0	3965.4	3831.9
50°	4863.5	4886.8	5014.0	5201.3	5420.6	5175.9	4592.4	4432.5	4424.8	4492.5	4318.7
52.5°	4989.7	5003.2	5132.5	5394.8	5942.1	6026.4	5320.3	5114.4	5108.7	5138.2	4966.9
55°	4734.1	4758.5	4917.3	5306.3	6224.6	6987.7	6239.1	5958.7	5915.7	5852.1	5644.7
57.5°	4037.8	4076.6	4247.3	4764.7	6092.7	7750.2	7589.3	6913.7	6850.6	6461.5	6195.6
60°	3025.4	3073.0	3214.7	3772.9	5388.6	8021.8	9064.8	7977.8	7835.6	6946.8	6702.1
62.5°	2076.1	2099.9	2196.1	2559.8	3968.5	7576.9	10299.1	9403.1	9143.4	7474.5	7249.9
65°	1585.6	1593.9	1633.2	1758.4	2363.2	6154.7	10790.1	11283.6	10969.6	8105.6	7818.5
67.5°	1277.8	1271.1	1325.4	1504.4	1582.5	3754.8	10217.4	13062.7	12915.8	8949.4	8390.7
69°	1126.8	1117.4	1172.8	1380.8	1486.3	2482.2	9134.1	13466.8	13476.1	9394.8	8430.0
70°	1014.0	1020.2	1075.0	1307.3	1453.7	1948.3	8099.4	13363.8	13437.3	9561.4	8194.1
72.5°	677.2	693.7	803.9	1085.4	1397.8	1474.4	4890.4	11467.8	11750.3	9186.3	7030.1
75°	381.8	394.2	525.1	818.4	1317.1	1404.1	2583.1	8448.6	8721.8	7681.9	5421.2
77.5°	187.3	194.0	297.0	528.2	1101.4	1337.8	1465.1	5738.8	6050.8	5014.0	3066.3
80°	79.2	82.8	148.5	325.9	787.4	1276.8	1088.0	3531.9	3570.7	1964.3	816.9
82.5°	30.5	31.6	62.6	203.3	500.3	995.4	910.0	1674.6	1634.3	369.9	186.2
85°	3.6	4.1	22.8	122.1	278.3	512.2	739.3	721.7	667.9	73.5	95.7
87.5°	0.0	0.0	1.6	37.2	82.8	240.0	384.4	299.5	270.0	23.8	49.7
90°	0.0	0.0	0.0	0.0	0.0	0.0	0.0	0.0	0.0	0.0	0.0



REPORT NUMBER: P386860

CATALOG NUMBER: GWC-SA2C-750-U-SL2-HSS

CANDELA DISTRIBUTION (continued):

	90°	95°	105°	115°	125°	135°	145°	155°	165°	175°	180°
0°	3089.5	3089.5	3089.5	3089.5	3089.5	3089.5	3089.5	3089.5	3089.5	3089.5	3089.5
2.5°	3081.8	3076.6	3048.7	3008.3	2970.0	2922.4	2876.9	2849.5	2827.8	2813.3	2830.3
5°	3090.0	3067.3	2982.4	2873.8	2767.2	2647.2	2535.5	2440.8	2403.5	2362.2	2380.8
7.5°	3087.5	3044.5	2891.9	2698.4	2502.9	2300.6	2109.2	1961.7	1885.2	1810.2	1829.3
10°	3074.5	3002.1	2770.9	2484.2	2191.4	1900.7	1629.1	1422.7	1307.3	1202.8	1217.8
12.5°	3046.1	2945.2	2628.1	2239.0	1847.4	1464.1	1145.9	881.5	739.8	677.2	685.0
15°	3029.0	2889.8	2477.0	1990.7	1480.1	1019.7	700.5	521.0	456.3	435.6	438.2
17.5°	3020.7	2836.6	2320.8	1706.7	1104.5	649.3	452.7	399.4	385.4	381.8	382.8
20°	3012.4	2782.8	2159.9	1425.8	761.0	436.6	372.0	356.4	351.3	346.6	347.6
22.5°	2998.5	2731.0	1987.1	1141.2	513.2	354.4	335.2	320.2	309.4	303.7	304.7
25°	2981.4	2676.7	1810.7	850.0	374.6	316.1	298.0	276.8	263.8	253.5	254.0
27.5°	2954.0	2610.0	1628.6	618.7	314.5	283.0	258.7	235.4	213.7	201.8	201.8
30°	2915.7	2534.4	1426.3	442.8	281.9	250.4	220.9	191.9	168.7	157.8	156.8
32.5°	2873.3	2455.8	1221.9	335.8	256.1	219.9	186.2	155.7	135.0	126.2	125.7
35°	2837.1	2371.0	1018.1	281.4	230.2	190.4	153.6	127.8	111.2	104.0	103.5
37.5°	2813.8	2286.1	819.5	251.4	206.9	163.0	128.8	105.5	93.6	87.9	87.4
40°	2810.2	2223.0	637.9	228.7	185.2	138.6	107.6	89.5	78.6	72.4	71.9
42.5°	2857.2	2186.8	489.4	209.5	163.0	117.4	91.6	76.6	65.2	59.0	58.5
45°	2980.9	2198.2	376.6	192.4	140.7	99.3	77.6	63.6	53.3	48.6	47.6
47.5°	3206.4	2276.8	299.5	175.4	119.5	84.3	66.2	52.8	44.0	39.3	38.8
50°	3607.9	2461.5	250.4	156.8	99.8	71.9	54.8	42.9	35.7	31.6	31.0
52.5°	4140.8	2790.5	223.5	138.6	82.8	61.0	45.0	34.1	27.9	24.8	24.3
55°	4728.5	3188.9	205.9	119.0	67.8	50.7	35.7	26.9	21.7	19.1	18.1
57.5°	5302.2	3533.9	189.3	99.8	56.4	41.4	28.5	21.2	17.1	14.5	14.0
60°	5829.3	3851.1	170.2	80.2	46.0	32.6	22.2	16.6	13.5	10.9	10.9
62.5°	6393.8	4096.3	143.8	62.6	37.8	24.8	18.1	15.0	10.9	9.3	8.8
65°	6991.8	4278.4	112.8	48.6	29.5	18.6	15.0	15.5	8.8	6.7	6.2
67.5°	7433.6	4242.2	83.3	38.3	22.8	14.5	14.5	16.6	7.8	5.2	4.7
69°	7336.3	3947.8	69.8	33.1	19.7	12.4	13.5	16.6	7.2	4.7	4.1
70°	7054.4	3621.9	61.6	29.5	17.6	11.4	12.9	16.0	6.7	4.7	4.1
72.5°	5874.9	2727.9	48.1	22.2	14.0	9.3	10.9	14.0	6.7	4.7	3.6
75°	4419.1	1746.0	36.7	16.0	10.3	7.2	8.3	10.3	6.7	4.1	3.6
77.5°	2404.6	629.6	26.4	10.9	7.2	5.7	5.7	7.8	6.2	3.1	2.1
80°	618.2	158.3	16.6	7.2	5.7	4.1	3.6	5.2	3.6	0.5	0.0
82.5°	152.6	35.7	8.8	5.2	4.1	1.6	1.6	2.6	1.6	0.0	0.0
85°	83.8	17.6	5.7	3.6	2.1	0.0	0.0	0.5	0.0	0.0	0.0
87.5°	42.9	5.2	1.6	1.0	0.5	0.0	0.0	0.0	0.0	0.0	0.0
90°	0.0	0.0	0.0	0.0	0.0	0.0	0.0	0.0	0.0	0.0	0.0

Signify Classified - Internal
Cooper Lighting Solutions Photometric Lab
1121 Highway 74 South
Peachtree City, GA 30269

Scaled Data Report



Report Generated By 670245982

Signify Classified - Internal
Cooper Lighting Solutions Photometric Lab
1121 Highway 74 South
Peachtree City, GA 30269

Scaled Data Report



Signify Classified - Internal
Cooper Lighting Solutions Photometric Lab
1121 Highway 74 South
Peachtree City, GA 30269

Scaled Data Report



Signify Classified - Internal
Cooper Lighting Solutions Photometric Lab
1121 Highway 74 South
Peachtree City, GA 30269

Scaled Data Report



Signify Classified - Internal
Cooper Lighting Solutions Photometric Lab
1121 Highway 74 South
Peachtree City, GA 30269

Scaled Data Report



--- HS — SS

Signify Classified - Internal
Cooper Lighting Solutions Photometric Lab
1121 Highway 74 South
Peachtree City, GA 30269

Scaled Data Report



u

Signify Classified - Internal
Cooper Lighting Solutions Photometric Lab
1121 Highway 74 South
Peachtree City, GA 30269

Scaled Data Report



Signify Classified - Internal
Cooper Lighting Solutions Photometric Lab
1121 Highway 74 South
Peachtree City, GA 30269

Scaled Data Report



(END OF REPORT)